

Worker's Safety Handbook





Work within the work platform.
DO NOT climb or stretch out
over the guard rails.

1



Entry/Exit
Point

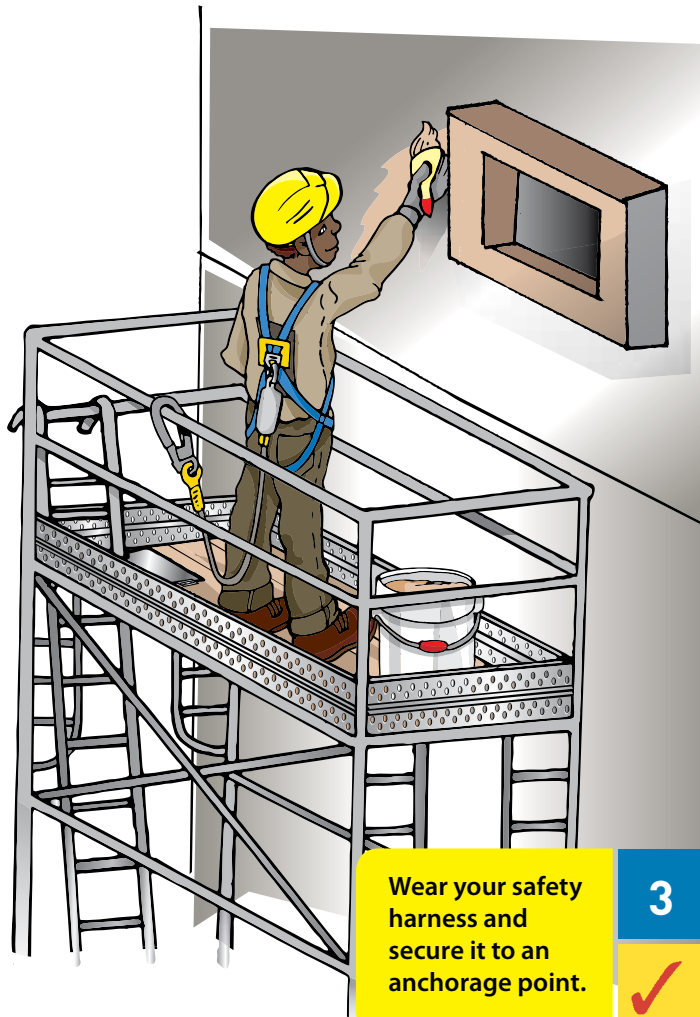
SAFE
TO
USE
✓



2

Use proper access
to climb up or
down scaffolds.





Wear your safety harness and secure it to an anchorage point.

3





4

**Ensure that
stairs are fitted
with handrails.**

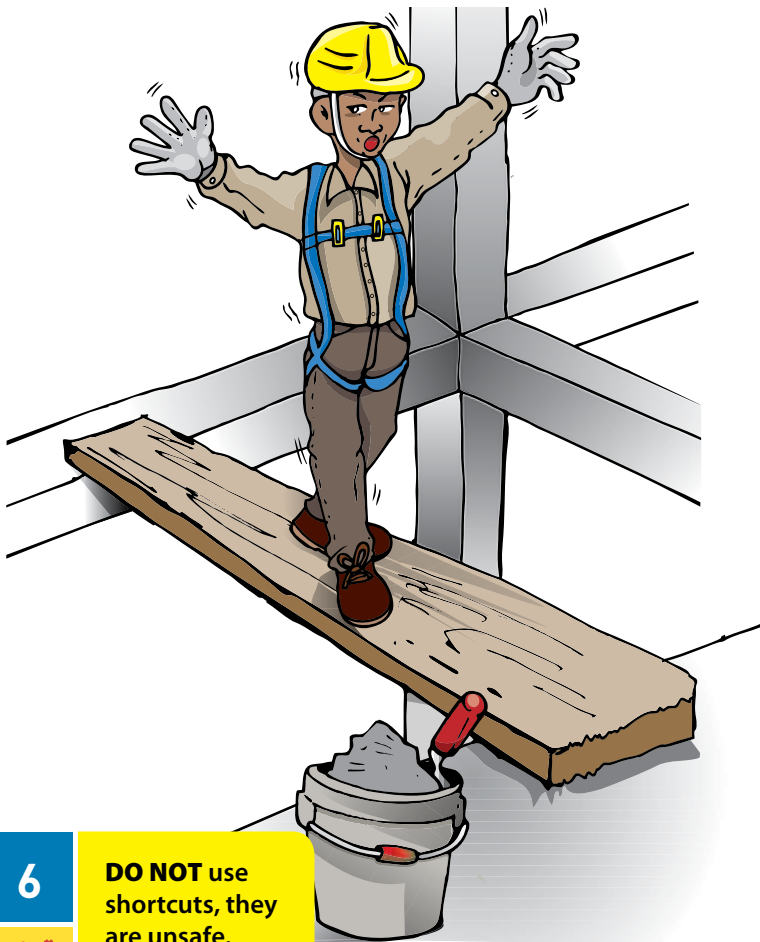




Openings in floors
should be properly
covered.

5





6

DO NOT use
shortcuts, they
are unsafe.





DO NOT use improper means to reach higher areas.

Use the correct equipment such as a stool or a ladder.

7



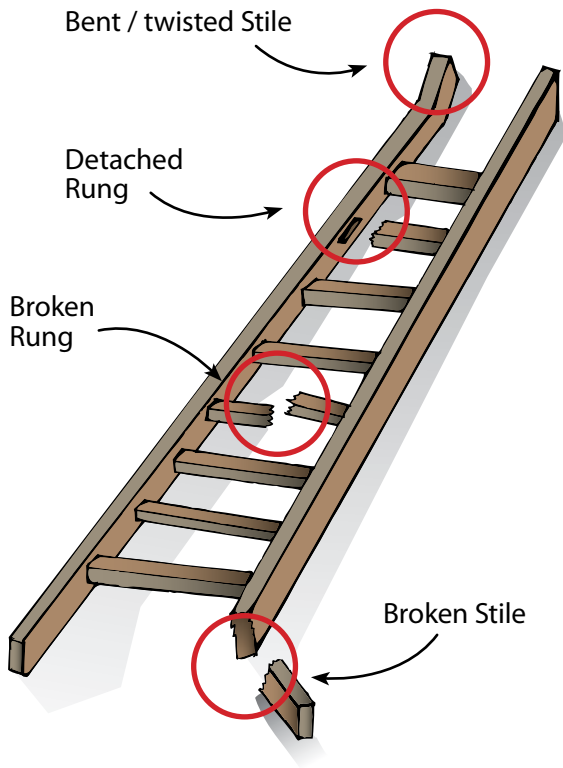


8

DO NOT stand ladder on loose material.

Ensure that ladder is secured firmly in place.





DO NOT use defective ladders.

Ensure that ladders are checked before use.



10



DO NOT use a forklift to reach higher areas.


Use appropriate equipment such as a mobile elevating work platform instead.



**Practice good housekeeping.
Tripping or slipping may lead to
falling from height.**

11






12

Maintain three points of contact when climbing a ladder (two hands and one foot or one hand and two feet).

DO NOT carry tools in hand when climbing a ladder. Use a tool belt instead.





DO NOT move a mobile scaffold when somebody is on it.

13





14

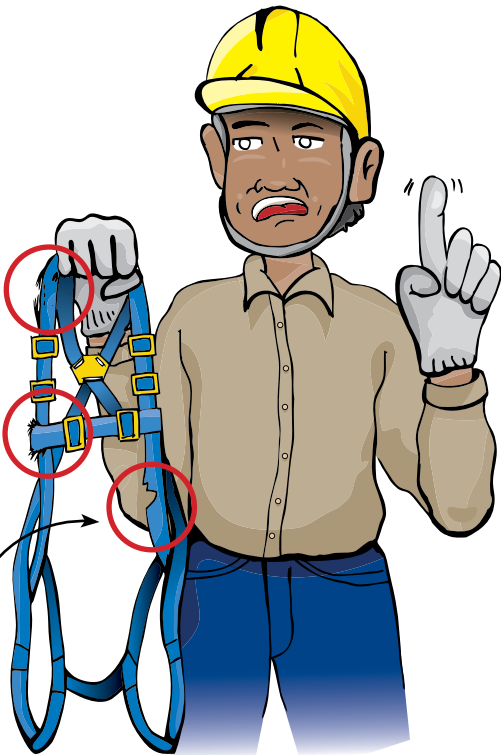
Ensure that the work area is well lit before entering and starting work.



Loosened
Stitching

Frayed
Edges

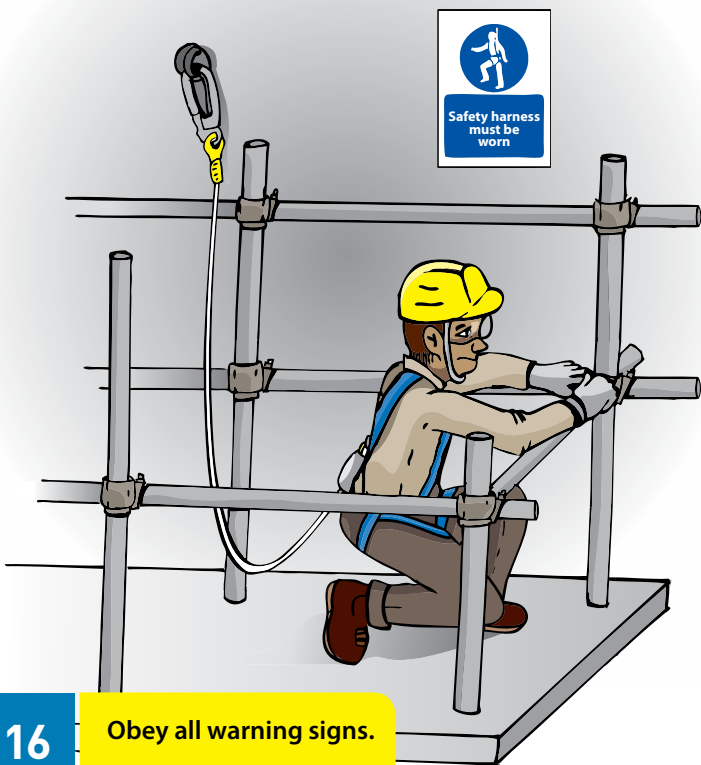
Cuts



DO NOT use a
damaged harness.

15





16

Obey all warning signs.





DO NOT use scaffolds without top and/or mid guardrails.

Check that scaffolds are tagged and certified safe by Scaffold Supervisor before use.

17





18

DO NOT sit or lean
on guardrails.



HOOKS
TO SAFETY